





CTM10210-E00 REPLACEMENT PARTS LIST

Part Image	Name	Replacement Part Number	Part Description	Dimensions	Weight
	1 kW Element	RE10210-CTM	CTM REPL ELEM ASM 1000W 240V 100-120F		3 lb (1.4 kg)
	Thermostat	RSU10-TF	SENSING UNIT 1012 W/ 300 THERMOFUSE	5 x 4 x 3 in (127 x 102 x 76 mm)	0.1 lb (0.05 kg)
	Pump	CTM-P	REPL PUMP ASM CTM	4 x 4 x 4 in (102 x 102 x 102 mm)	3 lb (1.4 kg)
	Seal Kit	CTM-SK	KIT CTM SEAL	4 x 4 x 4 in (102 x 102 x 102 mm)	1 lb (0.5 kg)



Corporate & Manufacturing HQ
 509.536.8660
sales@hotstart.com

Hazardous Location Office
 281.600.3700
hazloc@hotstart.com

Railroad Office
 219.648.2448
railroad@hotstart.com

Hotstart United Kingdom
 +44.0121.809.5436
uk@hotstart.com

Hotstart Europe GmbH
 +49.2203.98137.30
europe@hotstart.com

Hotstart Asia Pacific Ltd.
 +81.3.6902.0551
apac@hotstart.com